

Lifting Elements
Tragelemente
Elementi di sollevamento

CE

OMCR®
STANDARD DIE COMPONENTS

Lifting Elements
Tragelemente
Elementi di Sollevamento

GB Safety is the password of **Lifting Elements**: all components of this series are designed and manufactured within **OMCR**, rigorously respecting an established procedure in order to guarantee the conformity of the item. The range offered is capable of satisfying every need in moving dies of every dimension and weight, in total safety. The **EC mark**, required by the **Directive Machine 2006/42/EC** for all producers of "lifting accessories" foresees many documents including Use and Maintenance manual and Conformity Certification. Customers can find these on our website: **www.omcr.it**.

D Sicherheit lautet das Schlagwort der Linie **Tragelemente**: Alle Teile aus dieser Serie werden komplett bei **OMCR** nach den strengen Verfahren zur Gewährleistung der Konformität des Produkts hergestellt. Die Produktpalette erfüllt alle Anforderungen zum Transport von Werkzeugen in allen Größen und Gewichten in absoluter Sicherheit. Die **CE-Markierung**, die mit der **Maschinenrichtlinie 2006/42/CE** von allen Herstellern von Lastaufnahmemitteln verlangt wird, sieht eine Reihe von Unterlagen vor, darunter die Betriebs- und Instandhaltungsanleitung und die CE-Konformitätserklärung, die die Kunden von unserer Website **www.omcr.it** herunterladen können.

I Sicurezza è la parola d'ordine della **Linea Elementi di Sollevamento**: tutti i particolari di questa serie sono realizzati all'interno di **OMCR** rispettando rigorosamente le procedure stabilite per garantire la conformità del prodotto. La gamma proposta è in grado di soddisfare tutte le esigenze di movimentazione stampi di ogni dimensione e peso, nella più totale sicurezza. La marcatura **CE**, richiesta dalla **Direttiva Macchine 2006/42/CE** a tutti i costruttori di "accessori di sollevamento" prevede una serie di documenti, fra cui il libretto di uso e manutenzione e il certificato di conformità, a disposizione dei clienti sul nostro sito: **www.omcr.it**.



Lifting Elements

CE conformity

BYTEST

RAPPORTO DI PROVA
Test Report

WARNING - ANMERKUNG - AVVERTENZA

GB For safety reasons a die should be lifted with only two lifting elements.

D Aus Sicherheitsgründen stets berücksichtigen, dass zwei Tragwagen das gesamte Werkzeuggewicht tragen müssen.

I Per ragioni di sicurezza considerare sempre che il peso dello stampo deve essere sopportato da due soli elementi di sollevamento.

WARNING - ANMERKUNG - AVVERTENZA

GB Make sure the die load centre is as symmetrical to the lifting fixtures as possible.

D Bei der Konstruktion sicherstellen, dass der Schwerpunkt des Werkzeugs so symmetrisch wie möglich zu den Tragelementen ist.

I In fase di progetto verificare che il baricentro dello stampo sia il più possibile simmetrico rispetto agli elementi di sollevamento.

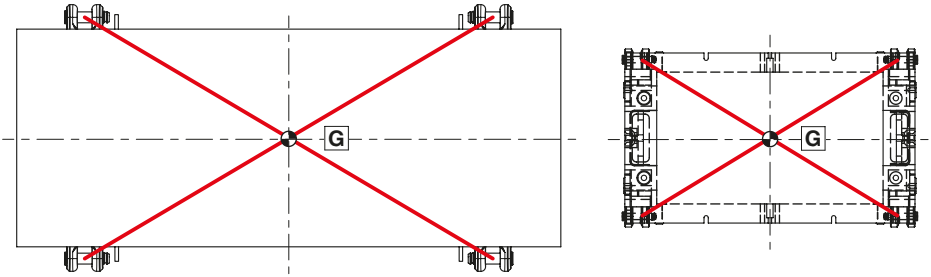

Pic.01

WARNING - ANMERKUNG - AVVERTENZA

GB It is recommended to install a stop to prohibit an incorrect installation of pins.

D Wird die Verwendung von Sperren empfohlen, um eine nicht korrekte Einbringung der Tragbolzen zu verhindern

I Si consiglia l'uso di barriere per impedire l'inserimento scorretto dei perni.

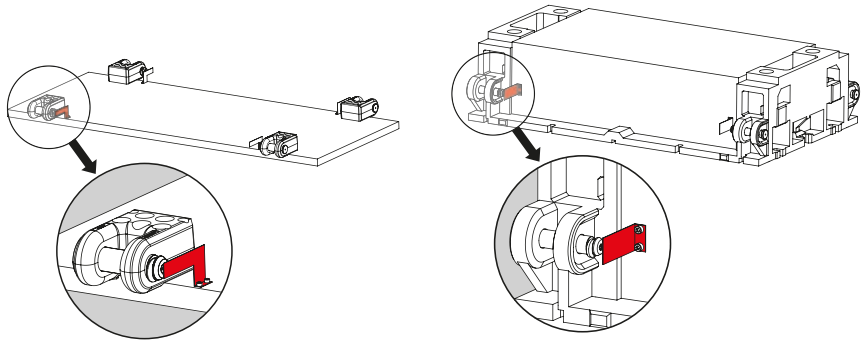

Pic.02

DIMENSIONING EXAMPLE - DIMENSIONIERUNGSBEISPIEL - ESEMPIO DI DIMENSIONAMENTO

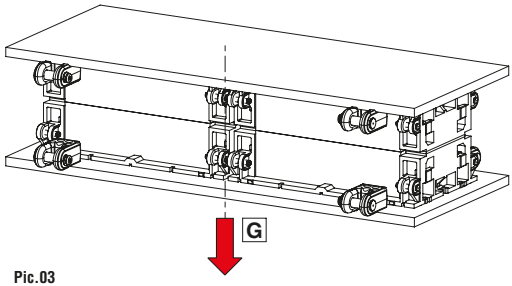

Pic.03

Die weight "**G**" = 36.000 kg
36.000/2 = 18.000 kg
Use lifting bracket B01.20.18000

Gewicht Werkzeug "**G**" = 36.000 kg
36.000/2 = 18.000 kg
Verwendung tragwange B01.20.18000

Peso stampo "**G**" = 36.000 kg
36.000/2 = 18.000 kg
Utilizzare staffa B01.20.18000

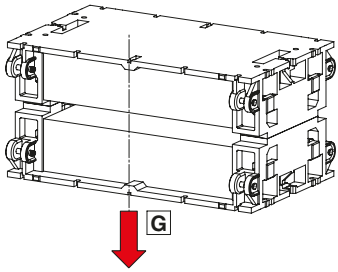

Pic.04

Die weight "**G**" = 25.000 kg
25.000/2 = 12.500 kg
Use pin B02.10.063

Gewicht Werkzeug "**G**" = 25.000 kg
25.000/2 = 12.500 kg
Tragbolzen B02.10.063

Peso stampo "**G**" = 25.000 kg
25.000/2 = 12.500 kg
Utilizzare perno B02.10.063

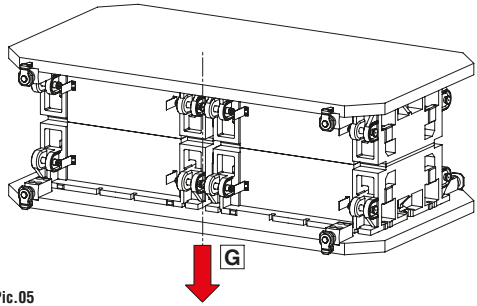

Pic.05

Die weight "**G**" = 16.000 kg
16.000/2 = 8.000 kg
Use lifting bracket B01.11.063

Gewicht Werkzeug "**G**" = 16.000 kg
16.000/2 = 8.000 kg
Verwendung tragwange B01.11.063

Peso stampo "**G**" = 16.000 kg
16.000/2 = 8.000 kg
Utilizzare staffa B01.11.063

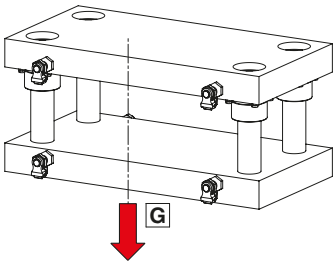

Pic.06

Die weight "**G**" = 3.000 kg
3.000/2 = 1.500 kg
Use lifting pin B02.06.032

Gewicht Werkzeug "**G**" = 3.000 kg
3.000/2 = 1.500 kg
Verwendung Tragschraube B02.06.032

Peso stampo "**G**" = 3.000 kg
3.000/2 = 1.500 kg
Utilizzare perno B02.06.032

APPLICATIONS - ANWENDUNGEN - APPLICAZIONI

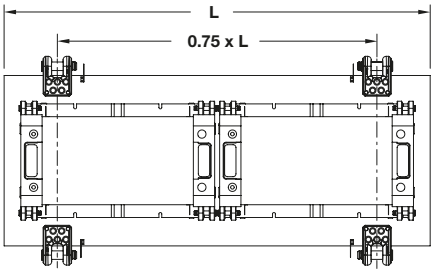

Pic.07

GB The **lifting brackets** should be positioned as shown in **Pic. 07**.

D Die **Tragwangen** müssen gemäß der Darstellung auf **Pic. 07** positioniert werden.

I Le **staffe** devono essere posizionate secondo lo schema rappresentato in **Pic. 07.**

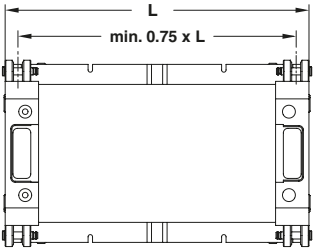

Pic.08

GB The **lifting pin** should be positioned as shown in **Pic. 08**.

D Die **Tragbolzen** müssen gemäß der Darstellung auf **Pic. 08** positioniert werden.

I I **perni** devono essere posizionati secondo lo schema rappresentato in **Pic. 08.**

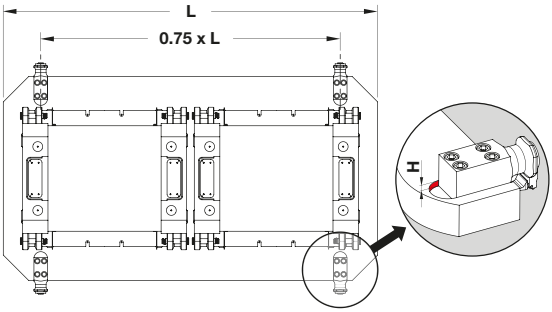

Pic.09

GB The **lifting brackets** should be positioned as shown in **Pic. 09** into the specific fixing-seats.

D Die **Tragzapfens** müssen gemäß der Darstellung auf **Pic. 09** positioniert werden.

I Le **staffe** devono essere posizionate secondo lo schema rappresentato in **Pic. 09** all'interno delle sedi d'incastro dedicate.

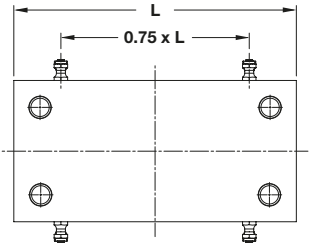

Pic.10

GB The **lifting pins** should be positioned as shown in **Pic. 10**.

D Die **Tragschrauben** müssen gemäß der Darstellung auf **Pic. 10** positioniert werden.

I I **perni** devono essere posizionati secondo lo schema rappresentato in **Pic. 10.**

TURNOVER - WENDEN - RIBALTAMENTO

GB The die turnover is allowed only parallel with lifting pin axis.
D Das Wenden des Werkzeugs kann nur parallel zu den Achsen des Tragbolzen erfolgen.
I Il ribaltamento dello stampo può essere eseguito solo parallelamente all'asse del perno di sollevamento.

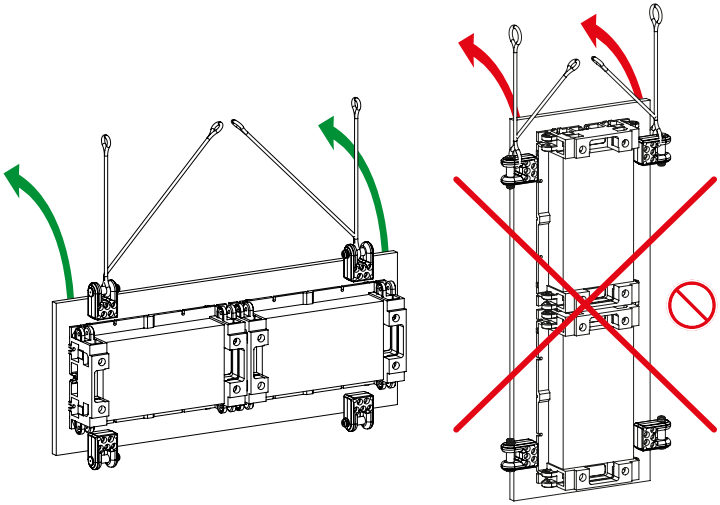

Pic.11

GB The die turnover is allowed only parallel with lifting pin axis.
D Das Wenden des Werkzeugs kann nur parallel zu den Achsen des Tragbolzen erfolgen.
I Il ribaltamento dello stampo può essere eseguito solo parallelamente all'asse del perno di sollevamento.

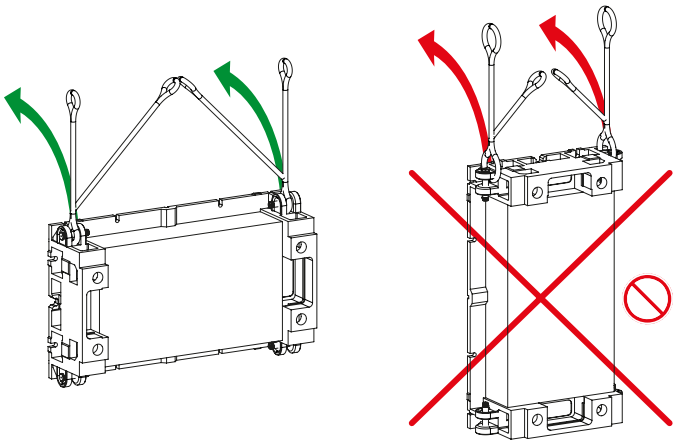

Pic.12

TURNOVER - WENDEN - RIBALTAMENTO

GB The die turnover is allowed only parallel with lifting bracket axis.

D Das Wenden des Werkzeugs kann nur parallel zu den Achsen des Tragzapfen erfolgen.

I Il ribaltamento dello stampo può essere eseguito solo parallelamente all'asse della staffa di sollevamento.

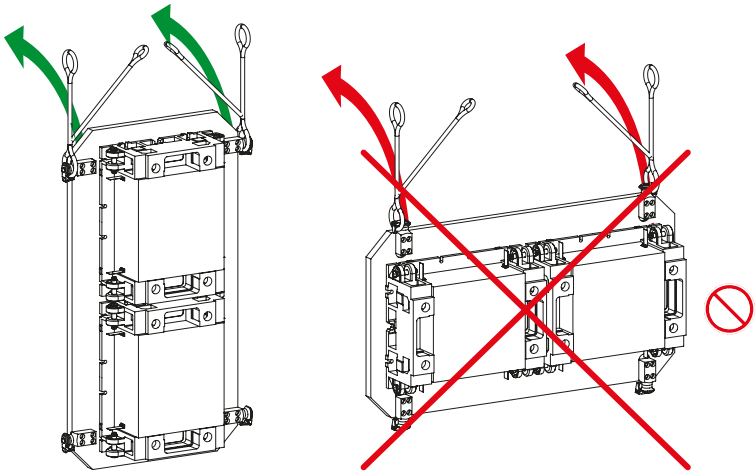

Pic.13

GB The die turnover is allowed only parallel with lifting pin axis.

D Das Wenden des Werkzeugs kann nur parallel zu den Achsen des Tragschraube erfolgen.

I Il ribaltamento dello stampo può essere eseguito solo parallelamente all'asse del perno di sollevamento.

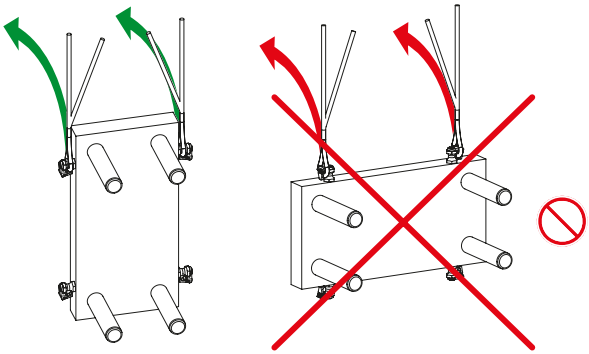

Pic.14

INFORMATION - INFORMATIONEN - INFORMAZIONI

GB For more informations see the use and maintenance manuals available on: **www.omcr.it**.

D Weitere Informationen finden Sie in den Gebrauchs- und Instandhaltungsanleitungen auf unserer Internetseite **www.omcr.it**.

I Per maggiori informazioni consultare i manuali di uso e manutenzione disponibili sul nostro sito: **www.omcr.it**.



B01.10	B01.11	B01.12	B01.15	B01.16
VDI 3366		BMW	FCA	RENAULT
Lifting bracket Tragzapfen Staffa di sollevamento	Lifting bracket with rope safety stop Tragzapfen mit Seilsicherung Staffa di sollevamento con sicurezza fermafune	Lifting bracket with rope safety stop Tragzapfen mit Seilsicherung Staffa di sollevamento con sicurezza fermafune	Lifting bracket with pin Tragwange mit Tragbolzen Staffa di sollevamento completa di perno	Lifting bracket with pin Tragwange mit Tragbolzen Staffa di sollevamento completa di perno
968	969	970	971	972

B01.18	B01.20	B01.20	B01.24	B01.25
RENAULT	BMW	BMW	VW/AUDI	VDI 3366
Lifting bracket with pin Tragwange mit Tragbolzen Staffa di sollevamento completa di perno	Lifting bracket with pin Tragwange mit Tragbolzen Staffa di sollevamento completa di perno	Lifting bracket with pin Tragwange mit Tragbolzen Staffa di sollevamento completa di perno	Lifting bracket with pin Tragwange mit Tragbolzen Staffa di sollevamento completa di perno	Lifting bracket with pin Tragwange mit Tragbolzen Staffa di sollevamento completa di perno
973	974	975	976	977

FOR REPLACEMENT ONLY
USE B0120
AT PAGE 974-975
FOR NEW DIES

B01.35	B02.05	B02.06	B02.10	B02.11
	VDI 3366		VDI 3366	VW
Lifting bracket with pin Tragwange mit Tragbolzen Staffa di sollevamento completa di perno	Lifting pin Tragschraube Perno di sollevamento	Lifting pin with rope safety stop Tragschraube mit Seilsicherung Perno di sollevamento con sicurezza fermafune	Lifting pin Tragbolzen Perno di sollevamento	Lifting pin Tragbolzen Perno di sollevamento
978	979	980	981	982

B02.12	B02.15	B02.16	B02.22	B02.23
MERCEDES-BENZ	FCA	FCA	FORD	NISSAN
Lifting pin Tragbolzen Perno di sollevamento	Lifting pin Tragbolzen Perno di sollevamento	Lifting pin Tragbolzen Perno di sollevamento	Lifting pin Tragbolzen Perno di sollevamento	Lifting pin Tragbolzen Perno di sollevamento
983	984	985	986	987

B02.26	B02.30	B02.35	B02.40	B02.42
OPEL - GM	PSA - RENAULT	VOLVO	BMW	FCA
Lifting pin Tragbolzen Perno di sollevamento	Lifting pin Tragbolzen Perno di sollevamento	Lifting pin Tragbolzen Perno di sollevamento	Lifting pin Tragbolzen Perno di sollevamento	Lifting pin Tragbolzen Perno di sollevamento
988	989	990	991	992

B02.44	B02.45	B08.11	B08.20	B09.10
VW/AUDI		VDI - BAK	FCA - FORD	
Lifting pin Tragbolzen Perno di sollevamento	Replacement lifting pin for lifting bracket Ersatztragbolzen für Tragwange Perno di ricambio per staffa di sollevamento	Bush for lifting pin Buchse für Tragbolzen Boccola per perno di sollevamento	Threaded Steel Insert Gewindeeinsatz für Guss Inserto filettato per fusione	Rope stop safety opening key Schlüssel für Seilsicherung Chiave per apertura sicurezza fermafune
993	994	995	996	997

LIFTING BRACKET VDI 3366
TRAGZAPFEN VDI 3366
STAFFA DI SOLLEVAMENTO VDI 3366

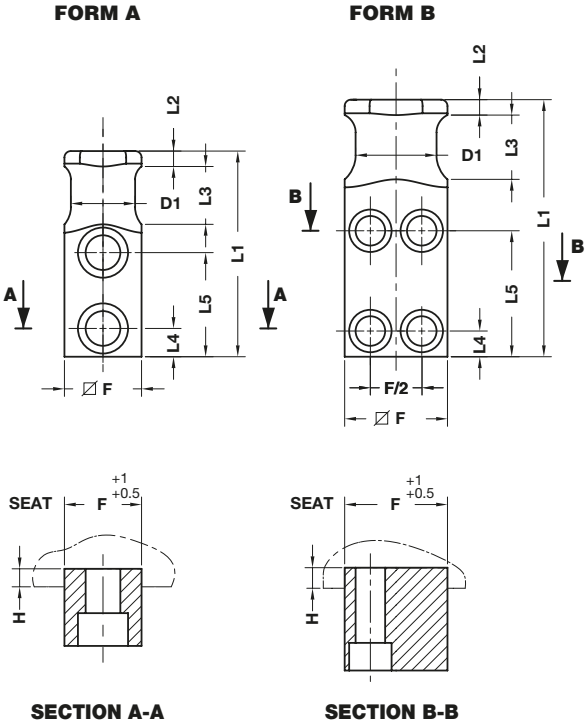

STOCK WEB WEB

Respect the max load
Maximale Nutzlast beachten
Rispettare il carico Max

Screw the brackets on steel
(minimum quality Fe510 - S355)

Die Tragwangen auf Stahl
(mit Mindestqualität Fe510 - S355 verschrauben)

Avvitare le staffe su acciaio
(qualità minima Fe510 - S355)

WARNING - ACHTUNG - ATTENZIONE:

For safety reason, please consider always that the weight of the die has to be supported by just 2 lifting brackets.

Aus Sicherheitsgründen stets berücksichtigen, dass zwei Tragzapfens das gesamte Werkzeuggewicht tragen müssen.

Per ragioni di sicurezza, considerare sempre che il peso dello stampo deve essere sopportato da 2 sole staffe.

Notes

Material: CK45 - 700÷800 N/mm²

Screws not included

ORDER EXAMPLE

Art.	D1=100
B01.10.	100

OMCR CODE	Max load (kg)	Max die weight (kg)	D1	L1	L2	L3	L4	L5	F	H	FORM	Screws DIN 912 - 8.8
B01.10.016	320	640	16	80	6	20	10	44	20	6	A	M8x25
B01.10.020	630	1260	20	90	8	25	10	47	25	8	A	M10x30
B01.10.025	1250	2500	25	100	8	30	12	50	35	10	A	M12x40
B01.10.032	2000	4000	32	120	10	32	16	62	40	10	A	M16x45
B01.10.040	3200	6400	40	140	10	40	18	72	50	12	A	M20x60
B01.10.050	5000	10000	50	160	12	45	22	81	60	14	A	M24x70
B01.10.063	8000	16000	63	200	12	50	20	98	80	16	B	M20x90
B01.10.080	12500	25000	80	250	15	65	25	125	100	18	B	M24x110
B01.10.100	20000	40000	100	300	15	80	30	155	120	20	B	M30x130

OMCR

LIFTING BRACKET WITH ROPE SAFETY STOP
TRAGZAPFEN MIT SEILSICHERUNG
STAFFA DI SOLLEVAMENTO CON SICUREZZA FERMAFUNE

Patent-Nr.: TO2003A000468

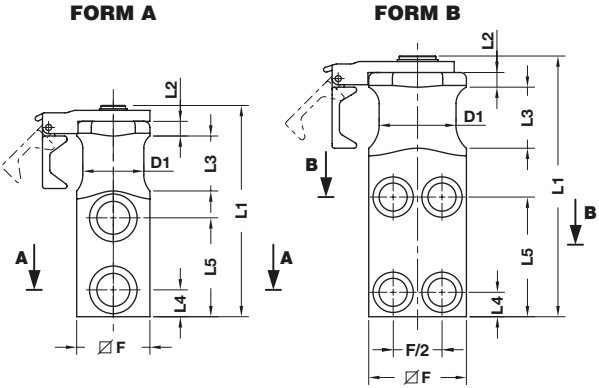

STOCK WEB WEB

Respect the max load
Maximale Nutzlast beachten
Rispettare il carico Max

Screw the brackets on steel
(minimum quality Fe510 - S355)

Die Tragwangen auf Stahl
(mit Mindestqualität Fe510 - S355 verschrauben)

Avvitare le staffe su acciaio
(qualità minima Fe510 - S355)

WARNING - ACHTUNG - ATTENZIONE:

For safety reason, please consider always that the weight of the die has to be supported by just 2 lifting brackets.

Aus Sicherheitsgründen stets berücksichtigen, dass zwei Tragzapfens das gesamte Werkzeuggewicht tragen müssen.

Per ragioni di sicurezza, considerare sempre che il peso dello stampo deve essere sopportato da 2 sole staffe.

Notes

Material: CK45 - 700÷800 N/mm²

Screws not included

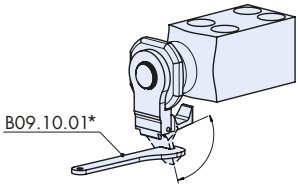

*To open rope stop safety use key B09.10.01

ORDER EXAMPLE

Art.	D1=50
B01.11.	50

OMCR CODE	Max load (kg)	Max die weight (kg)	D1	L1	L2	L3	L4	L5	F	H	R	FORM	Screws DIN 912 - 8.8
B01.11.20	630	1260	20	99	8	25	10	47	25	8	38	A	M10x30
B01.11.25	1250	2500	25	112,5	8	30	12	50	35	10	42	A	M12x40
B01.11.32	2000	4000	32	132,5	10	32	16	62	40	10	52	A	M16x45
B01.11.40	3200	6400	40	152,5	10	40	18	72	50	12	60	A	M20x60
B01.11.50	5000	10000	50	173	12	45	22	81	60	14	66	A	M24x70
B01.11.63	8000	16000	63	213,5	12	50	20	98	80	16	80	B	M20x90

LIFTING BRACKET WITH ROPE SAFETY STOP
TRAGZAPFEN MIT SEILSICHERUNG
STAFFA DI SOLLEVAMENTO CON SICUREZZA FERMAFUNE

FORM A

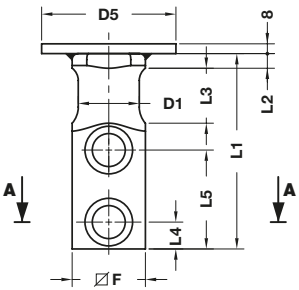

FORM B

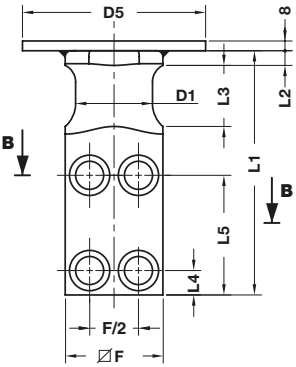

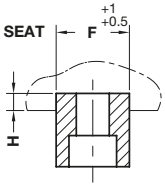

SECTION A-A

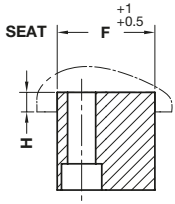

SECTION B-B

STOCK WEB WEB

Respect the max load
Maximale Nutzlast beachten
Rispettare il carico Max

Screw the brackets on steel
(minimum quality Fe510 - S355)

Die Tragwangen auf Stahl
(mit Mindestqualität Fe510 - S355 verschrauben)

Avvitare le staffe su acciaio
(qualità minima Fe510 - S355)

WARNING - ACHTUNG - ATTENZIONE:

For safety reason, please consider always that the weight of the die has to be supported by just 2 lifting brackets.

Aus Sicherheitsgründen stets berücksichtigen, dass zwei Tragzapfens das gesamte Werkzeuggewicht tragen müssen.

Per ragioni di sicurezza, considerare sempre che il peso dello stampo deve essere sopportato da 2 sole staffe.

Notes

Material: CK45 - 700÷800 N/mm²

Screws not included

ORDER EXAMPLE

Art.	D1=80
B01.12.	080

OMCR CODE	Max load (kg)	Max die weight (kg)	D1	D5	L1	L2	L3	L4	L5	F	H	FORM	Screws DIN 912 - 8.8
B01.12.016	320	640	16	60	80	6	20	10	44	20	6	A	M8x25
B01.12.020	630	1260	20	70	90	8	25	10	47	25	8	A	M10x30
B01.12.025	1250	2500	25	70	100	8	30	12	50	35	10	A	M12x40
B01.12.032	2000	4000	32	110	120	10	32	16	62	40	10	A	M16x45
B01.12.040	3200	6400	40	110	140	10	40	18	72	50	12	A	M20x60
B01.12.050	5000	10000	50	150	160	12	45	22	81	60	14	A	M24x70
B01.12.063	8000	16000	63	150	200	12	50	20	98	80	16	B	M20x90
B01.12.080	12500	25000	80	150	250	15	65	25	125	100	18	B	M24x110
B01.12.100	20000	40000	100	150	300	15	80	30	155	120	20	B	M30x130

FCA LIFTING BRACKET WITH PIN
TRAGWANGE MIT TRAGBOLZEN NACH FCA NORM
STAFFA DI SOLLEVAMENTO TIPO FCA COMPLETA DI PERNO

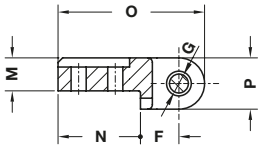

SECTION A-A

FORM A

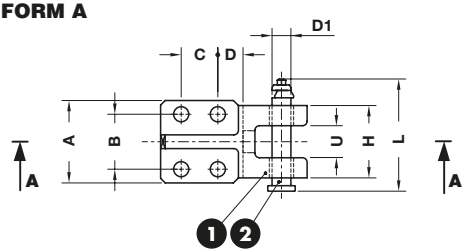

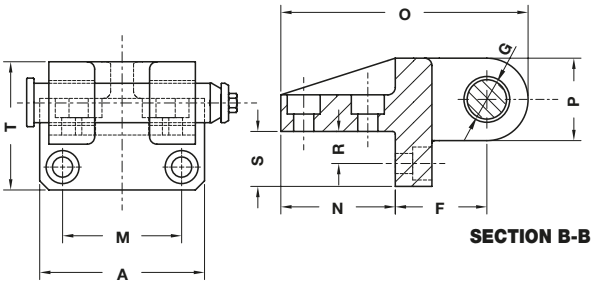

SECTION B-B

FORM B

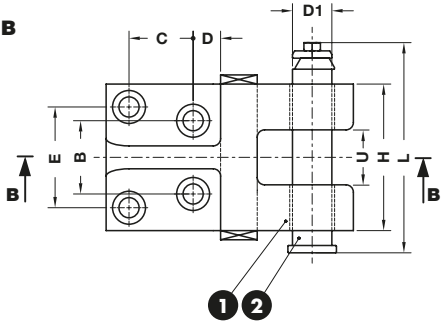

STOCK WEB WEB

Respect the max load
Maximale Nutzlast beachten
Rispettare il carico Max

Screw the brackets on steel
(minimum quality Fe510 - S355)

Die Tragwangen auf Stahl
(mit Mindestqualität Fe510 - S355 verschrauben)

Avvitare le staffe su acciaio
(qualità minima Fe510 - S355)

WARNING - ACHTUNG - ATTENZIONE:

For safety reason, please consider always that the weight of the die has to be supported by just 2 lifting brackets.

Aus Sicherheitsgründen stets berücksichtigen, dass zwei Tragzapfens das gesamte Werkzeuggewicht tragen müssen.

Per ragioni di sicurezza, considerare sempre che il peso dello stampo deve essere sopportato da 2 sole staffe.

Notes

1. **Material:** CK45 800÷1000 N/mm²
2. B02.42.

Screws not included

ORDER EXAMPLE

Art.	Max load
B01.15.	7000

OMCR CODE	Max load (kg)	Max die weight (kg)	A	B	C	D	D1	E	F	G	H	L	M	N	O	P	R	S	T	U	FORM	Screws DIN 912 - 8.8
B01.15.0600	600	1200	80	50	40	22,5	15,6	-	39	16	70	102,5	32	80	145	52	-	-	-	30	A	M12x45
B01.15.1000	1000	2000	90	60	40	27,5	20,6	-	42	21	79	113,5	36	90	160	56	-	-	-	35	A	M16x55
B01.15.2000	2000	4000	100	65	65	32,5	25,6	-	60	26	90	128,5	50	120	215	70	-	-	-	40	A	M20x80
B01.15.4000	4000	8000	135	56	60	20	33	84	85	34	125	166,5	96	100	221	72	30	50	111	55	B	M16x45
B01.15.7000	7000	14000	180	80	70	30	43	110	100	44	160	210,5	130	125	270	90	35	60	140	60	B	M20x60

RENAULT LIFTING BRACKET WITH PIN
TRAGWANGE MIT TRAGBOLZEN NACH RENAULT NORM
STAFFA DI SOLLEVAMENTO TIPO RENAULT COMPLETA DI PERNO

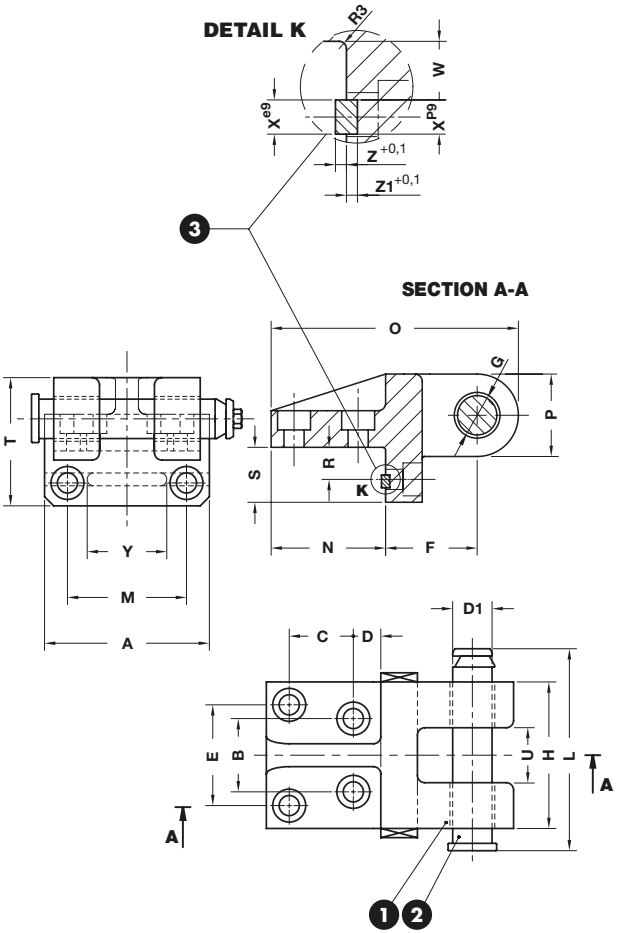



STOCK ... WEB WEB

Respect the max load
Maximale Nutzlast beachten
Rispettare il carico Max

Screw the brackets on steel
(minimum quality Fe510 - S355)

Die Tragwangen auf Stahl
(mit Mindestqualität Fe510 - S355 verschrauben)

Avvitare le staffe su acciaio
(qualità minima Fe510 - S355)

WARNING - ACHTUNG - ATTENZIONE:

For safety reason, please consider always that the weight of the die has to be supported by just 2 lifting brackets.

Aus Sicherheitsgründen stets berücksichtigen, dass zwei Tragzapfens das gesamte Werkzeuggewicht tragen müssen.

Per ragioni di sicurezza, considerare sempre che il peso dello stampo deve essere sopportato da 2 sole staffe.

Notes

1. **Material:** CK45 800÷1000 N/mm²
2. B02.30.
3. KEY DIN 6885

Screws not included

ORDER EXAMPLE

Art.	Max load
B01.16.	6300

OMCR CODE	Max load (kg)	Max die weight (kg)	A	B	C	D	D1	E	F	G	H	L	M	N	O	P	R	S	T	U	W	X	Y	Z	Z1	Screws DIN 912 -8.8
B01.16.4000	4000	8000	135	56	60	20	32	84	85	33	125	154	96	100	221	72	30	50	111	55	24	14	63	4,5	4,5	M16x45
B01.16.6300	6300	12600	180	80	70	30	40	110	100	41	160	197,5	130	125	270	90	35	60	140	60	27	16	100	5	5	M20x60

RENAULT LIFTING BRACKET WITH PIN AND LOCATING PINS
TRAGWANGE MIT TRAGBOLZEN UND ZENTRIERBOLZEN NACH RENAULT NORM
STAFFA DI SOLLEVAMENTO TIPO RENAULT COMPLETA DI PERNO E CENTRAGGI

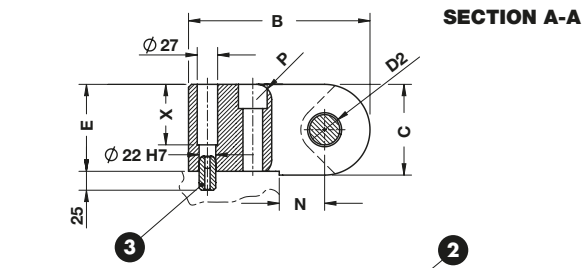

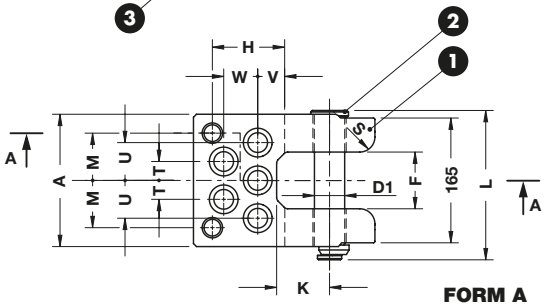

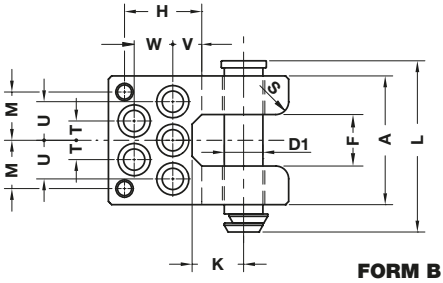

STOCK ... WEB WEB

Respect the max load
Maximale Nutzlast beachten
Rispettare il carico Max

Screw the brackets on steel
(minimum quality Fe510 - S355)

Die Tragwangen auf Stahl
(mit Mindestqualität Fe510 - S355 verschrauben)

Avvitare le staffe su acciaio
(qualità minima Fe510 - S355)

WARNING - ACHTUNG - ATTENZIONE:

For safety reason, please consider always that the weight of the die has to be supported by just 2 lifting brackets.

Aus Sicherheitsgründen stets berücksichtigen, dass zwei Tragzapfens das gesamte Werkzeuggewicht tragen müssen.

Per ragioni di sicurezza, considerare sempre che il peso dello stampo deve essere sopportato da 2 sole staffe.

Notes

1. **Material:** St52
2. B02.30.
3. C11.20.2245 (2x)

Screws not included

ORDER EXAMPLE

Art.	Max load
B01.18.	12500

OMCR CODE	Max load (kg)	Max die weight (kg)	D1	D2	A	B	C	E	F	H	K	L	M	N	P	S	T	U	V	W	X	FORM	Screws DIN 912 -8.8
B01.18.08000	8000	16000	40	42	175	240	120	115	75	95	70	197,5	62,5	60	20	24	25	50	35	45	80	A	M24x120
B01.18.12500	12500	25000	50	52	200	300	140	130	80	145	80	247,5	77,5	65	20	30	35	65	60	65	95	B	M36x160

BMW LIFTING BRACKET WITH PIN AND LOCATING PINS
TRAGWANGE MIT TRAGBOLZEN UND ZENTRIERBOLZEN NACH BMW NORM
STAFFA DI SOLLEVAMENTO TIPO BMW COMPLETA DI PERNO E CENTRAGGI

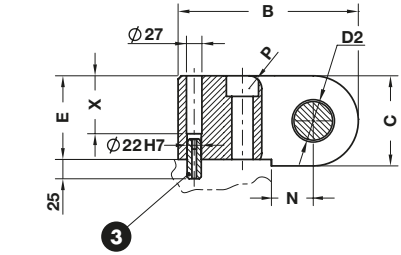

SECTION A-A

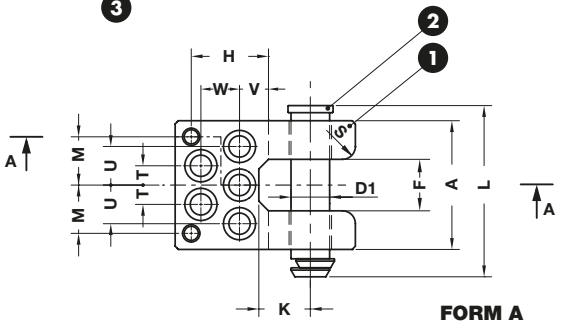

FORM A

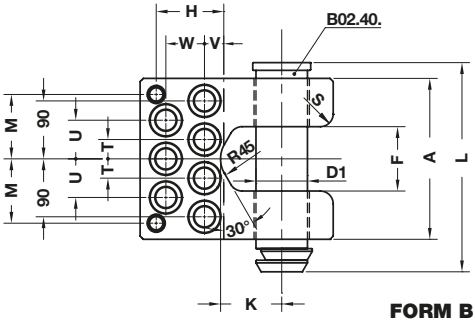

FORM B

STOCK WEB WEB

Respect the max load
Maximale Nutzlast beachten
Rispettare il carico Max

Screw the brackets on steel
(minimum quality Fe510 - S355)

Die Tragwangen auf Stahl
(mit Mindestqualität Fe510 - S355 verschrauben)

Avvitare le staffe su acciaio
(qualità minima Fe510 - S355)

WARNING - ACHTUNG - ATTENZIONE:

For safety reason, please consider always that the weight of the die has to be supported by just 2 lifting brackets.

Aus Sicherheitsgründen stets berücksichtigen, dass zwei Tragzapfens das gesamte Werkzeuggewicht tragen müssen.

Per ragioni di sicurezza, considerare sempre che il peso dello stampo deve essere sopportato da 2 sole staffe.

Notes

1. **Material:** St52
2. B02.40.
3. C11.20.2245 (2x)

Screws not included

ORDER EXAMPLE

Art.	Max load
B01.20.	18000

OMCR CODE	Max load (kg)	Max die weight (kg)	D1	D2	A	B	C	E	F	H	K	L	M	N	P	S	T	U	V	W	X	FORM	Screws DIN 912 -8.8
B01.20.03200	3200	6400	30	32	126	185	80	75	50	85	50	158	45	40	12	16	20	40	30	35	40	A	M16x80
B01.20.05000	5000	10000	40	42	150	210	100	95	60	87	55	187	52	50	12	20	22,5	45	25	40	60	A	M20x100
B01.20.08000	8000	16000	50	52	175	240	120	115	75	95	70	220	62,5	60	16	24	25	50	35	45	80	A	M24x120
B01.20.12500A	12500	25000	60	62	200	300	140	130	80	145	80	246	77,5	65	20	30	35	65	60	65	95	A	M36x160
B01.20.18000	18000	36000	80	82	250	300	160	150	100	105	95	305	100	90	20	30	30	60	30	60	115	B	M30x160

BMW LIFTING BRACKET WITH PIN AND KEYS
TRAGWANGE MIT TRAGBOLZEN UND PASSFEDER NACH BMW NORM
STAFFA DI SOLLEVAMENTO TIPO BMW COMPLETA DI PERNO E CHIAVETTE

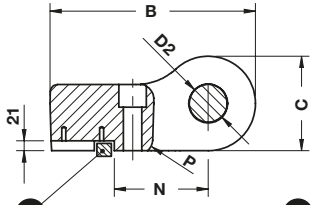

SECTION A-A

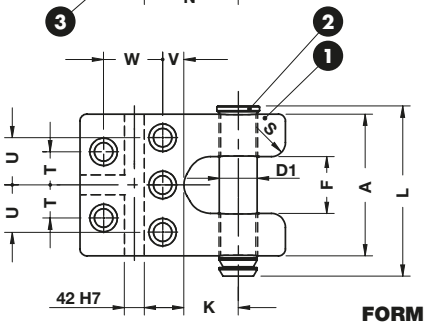

FORM C

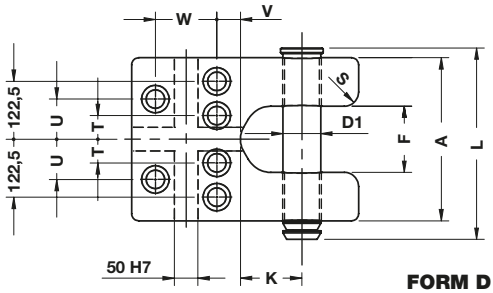

FORM D

STOCK ... WEB WEB

Respect the max load
Maximale Nutzlast beachten
Rispettare il carico Max

Screw the brackets on steel
(minimum quality Fe510 - S355)

Die Tragwangen auf Stahl
(mit Mindestqualität Fe510 - S355 verschrauben)

Avvitare le staffe su acciaio
(qualità minima Fe510 - S355)

WARNING - ACHTUNG - ATTENZIONE:

For safety reason, please consider always that the weight of the die has to be supported by just 2 lifting brackets.

Aus Sicherheitsgründen stets berücksichtigen, dass zwei Tragzapfens das gesamte Werkzeuggewicht tragen müssen.

Per ragioni di sicurezza, considerare sempre che il peso dello stampo deve essere sopportato da 2 sole staffe.

Notes

1. **Material:** St52
2. B02.40.
3. B01.20.25000: C14.20.42125 (3x)
   B01.20.31500: C14.20.50135 (2x)
   C14.20.50220 (1x)

Screws not included

ORDER EXAMPLE

Art.	Max load
B01.20.	31500

OMCR CODE	Max load (kg)	Max die weight (kg)	D1	D2	A	B	C	E	F	K	L	N	P	S	T	U	V	W	FORM	Screws DIN 912-8.8
B01.20.25000	25000	50000	80	82	300	435	200	140	120	115	360	199	30	30	70	100	45	125	C	M36x160 (5x)
B01.20.31500	31500	63000	80	82	345	480	240	170	135	130	405	220	30	30	50	85	50	130	D	M36x200 (6x)

VW/AUDI LIFTING BRACKET WITH PIN AND LOCATING PINS
TRAGWANGE MIT TRAGBOLZEN UND ZENTRIERBOLZEN NACH VW/AUDI NORM
STAFFA DI SOLLEVAMENTO TIPO VW/AUDI COMPLETA DI PERNO E CENTRAGGI

SECTION A-A

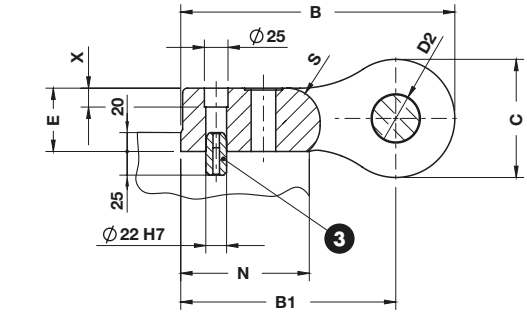

STOCK WEB WEB

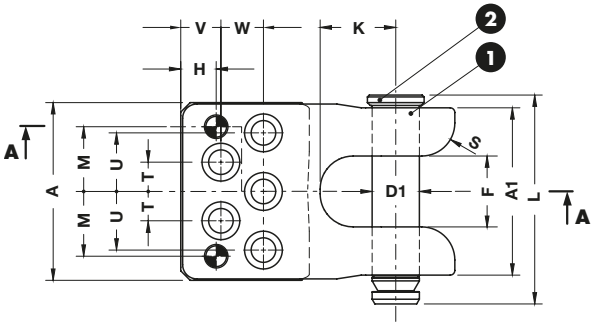

FORM A

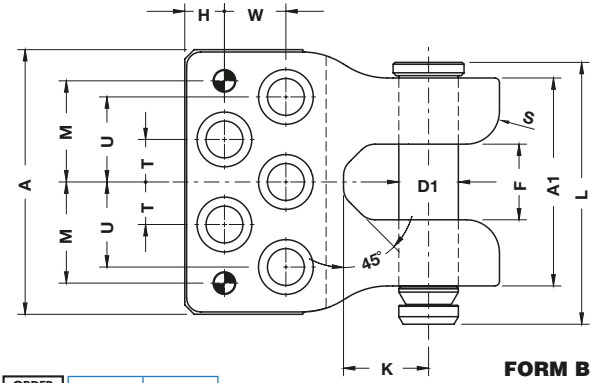

FORM B

Respect the max load
Maximale Nutzlast beachten
Rispettare il carico Max

Screw the brackets on steel
(minimum quality Fe510 - S355)

Die Tragwangen auf Stahl
(mit Mindestqualität Fe510 - S355 verschrauben)

Avvitare le staffe su acciaio
(qualità minima Fe510 - S355)

WARNING - ACHTUNG - ATTENZIONE:

For safety reason, please consider always that the weight of the die has to be supported by just 2 lifting brackets.

Aus Sicherheitsgründen stets berücksichtigen, dass zwei Tragzapfens das gesamte Werkzeuggewicht tragen müssen.

Per ragioni di sicurezza, considerare sempre che il peso dello stampo deve essere sopportato da 2 sole staffe.

Notes

1. **Material:** St52
2. B02.44.
3. C11.20.2245

Screws not included

ORDER EXAMPLE

Art.	Max load
B01.24.	12500

OMCR CODE	Max load (kg)	Max die weight (kg)	D1	D2	A	A1	B	B1	C	E	F	H	K	L	M	N	S	T	U	V	W	X	FORM	Screws DIN 912-8.8
B01.24.08000	8000	16000	50	52	188	177	290	227,5	125	67	75	37,5	80	221	68,5	135	35	31	62	42,5	45	20	A	M24x100
B01.24.12500	12500	25000	63	65	280	220	333	258	150	91	80	42	90	277	107	150	35	45	90	-	65	46	B	M36x120

OMCR

VDI 3366 LIFTING BRACKET WITH PIN
TRAGWANGE MIT TRAGBOLZEN NACH VDI 3366 NORM
STAFFA DI SOLLEVAMENTO TIPO VDI 3366 COMPLETA DI PERNO

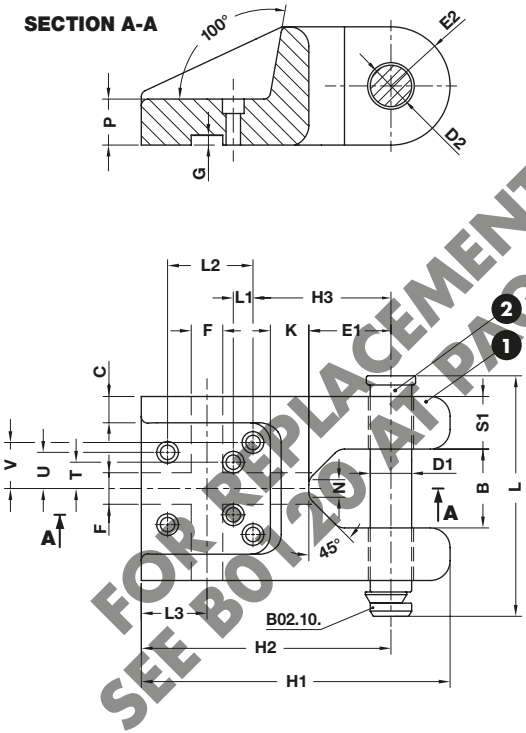

FOR REPLACEMENT ONLY
SEE B01.20 AT PAGE 974-975

Respect the max load
Maximale Nutzlast beachten
Rispettare il carico Max

Screw the brackets on steel
(minimum quality Fe510 - S355)

Die Tragwangen auf Stahl
(mit Mindestqualität Fe510 - S355 verschrauben)

Avvitare le staffe su acciaio
(qualità minima Fe510 - S355)

WARNING - ACHTUNG - ATTENZIONE:

For safety reason, please consider always that the weight of the die has to be supported by just 2 lifting brackets.

Aus Sicherheitsgründen stets berücksichtigen, dass zwei Tragzapfens das gesamte Werkzeuggewicht tragen müssen.

Per ragioni di sicurezza, considerare sempre che il peso dello stampo deve essere sopportato da 2 sole staffe.

Notes

1. **Material:** St52
2. B02.10.

Screws not included

ORDER EXAMPLE

Art.	Max load
B01.25.	31500

OMCR CODE	Max load (kg)	Max die weight (kg)	D1	D2	B	C	E1	E2	F	G	H1	H2	H3	N	K	L	L1	L2	L3	P	S1	T	U	V	Screws DIN 912 -8.8
B01.25.03200	3200	6400	32	34	60	20	63	40	25	7	260	220	125	28	37	175	30	85	45	40	40	25	30	30	M12x40
B01.25.05000	5000	10000	40	42	80	30	80	60	48	15	360	300	140	28	40	225	35	130	80	60	50	38	40	43	M16x75
B01.25.08000	8000	16000	50	52	100	30	100	60	48	15	380	320	160	28	40	273	35	130	85	70	60	40	55	55	M16x85
B01.25.12500	12500	25000	63	65	120	40	125	90	48	15	470	380	210	28	60	347	30	130	100	70	80	40	55	70	M20x90
B01.25.18000	18000	36000	76	78	140	40	160	90	64	20	510	420	250	45	60	422	20	135	100	90	100	50	75	100	M24x115
B01.25.25000	25000	50000	76	78	140	40	160	120	64	25	590	470	270	45	80	422	35	160	110	110	100	55	75	100	M30x140
B01.25.31500	31500	63000	76	78	140	40	160	130	64	25	600	470	270	45	80	422	35	160	110	120	100	55	75	100	M30x150

LIFTING BRACKET WITH PIN
TRAGWANGE MIT TRAGBOLZEN
STAFFA DI SOLLEVAMENTO COMPLETA DI PERNO

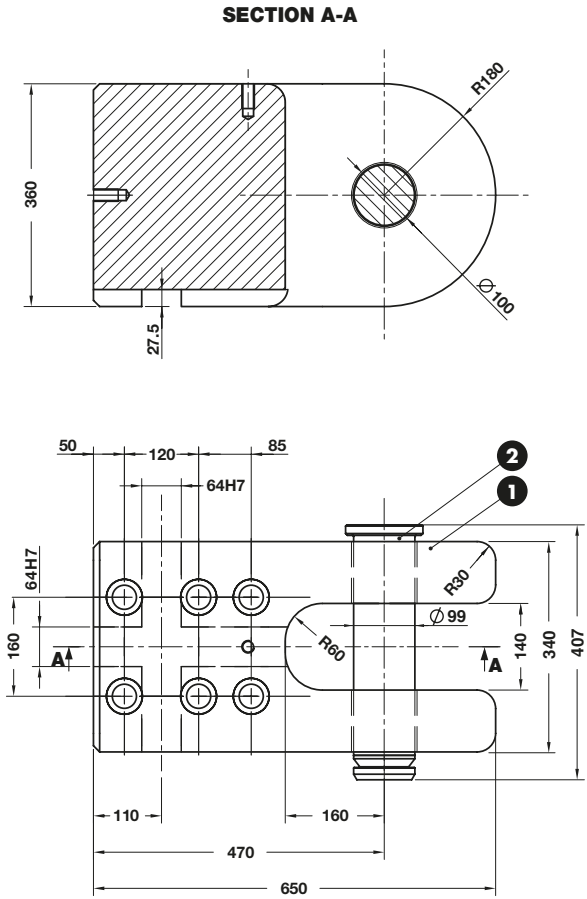

WEB WEB

Respect the max load
Maximale Nutzlast beachten
Rispettare il carico Max

Screw the brackets on steel
(minimum quality Fe510 - S355)

Die Tragwangen auf Stahl
(mit Mindestqualität Fe510 - S355 verschrauben)

Avvitare le staffe su acciaio
(qualità minima Fe510 - S355)

WARNING - ACHTUNG - ATTENZIONE:

For safety reason, please consider always that the weight of the die has to be supported by just 2 lifting brackets.

Aus Sicherheitsgründen stets berücksichtigen, dass zwei Tragzapfens das gesamte Werkzeuggewicht tragen müssen.

Per ragioni di sicurezza, considerare sempre che il peso dello stampo deve essere sopportato da 2 sole staffe.

Notes

1. **Material:** 42CrMo4
2. B02.45.

Screws not included

ORDER EXAMPLE

Art.	Max load
B01.35.	42500

OMCR CODE	Max load (kg)	Max die weight (kg)	Screws DIN 912 -8.8
B01.35.42500	42500	85000	M36x250

OMCR

LIFTING PIN VDI 3366
TRAGSCHRAUBE VDI 3366
PERNO DI SOLLEVAMENTO VDI 3366

Respect the max load
Maximale Nutzlast beachten
Rispettare il carico Max

WARNING - ACHTUNG - ATTENZIONE:
For safety reason, please consider always that the weight of the die has to be supported by just 2 lifting pins.

Aus Sicherheitsgründen stets berücksichtigen, dass zwei Tragschrauben das gesamte Werkzeuggewicht tragen müssen.

Per ragioni di sicurezza, considerare sempre che il peso dello stampo deve essere sopportato da 2 soli perni.

Notes

Material: CK45
700÷800 N/mm²

STOCK WEB WEB

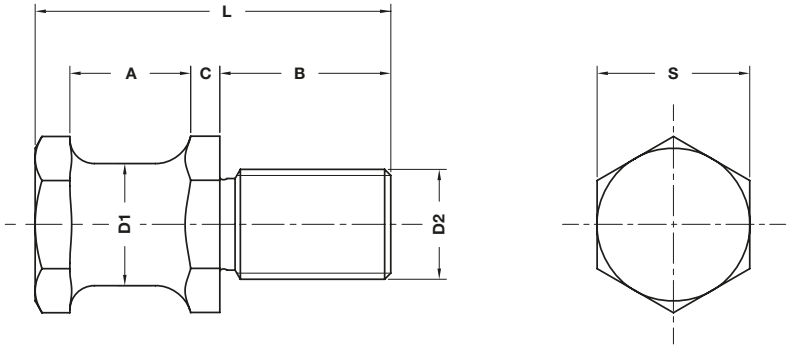

ORDER EXAMPLE	Art.	D1=32
	B02.05.	32

OMCR CODE	Max load (kg)	Max die weight (kg)	D1	D2	A	B	C	L	S
B02.05.16	320	640	16	M16	20	28	5,5	58	24
B02.05.20	500	1000	20	M20	22	34	6,5	68	30
B02.05.25	1000	2000	25	M24	25	38	8	78	36
B02.05.32	1500	3000	32	M30	32	45	10	95	41
B02.05.40	2500	5000	40	M36	40	56	12	118	50

LIFTING PIN WITH ROPE SAFETY STOP
TRAGSCHRAUBE MIT SEILSICHERUNG
PERNO DI SOLLEVAMENTO CON SICUREZZA FERMAFUNE

Patent-Nr.: TO2003A000468

Respect the max load
Maximale Nutzlast beachten
Rispettare il carico Max

WARNING - ACHTUNG - ATTENZIONE:
For safety reason, please consider always that the weight of the die has to be supported by just 2 lifting pins.

Aus Sicherheitsgründen stets berücksichtigen, dass zwei Tragschrauben das gesamte Werkzeuggewicht tragen müssen.

Per ragioni di sicurezza, considerare sempre che il peso dello stampo deve essere sopportato da 2 soli perni.

Notes

Material: CK45
700÷800 N/mm²

STOCK WEB CE WEB

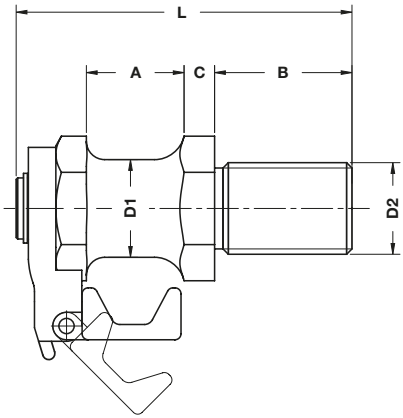

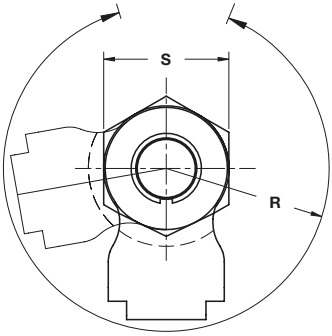

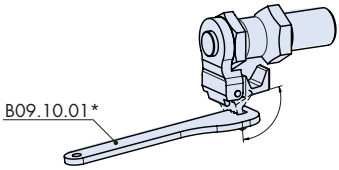

*To open rope stop safety use key B09.10.01

ORDER EXAMPLE

Art.	D1=32
B02.06.	32

OMCR CODE	Max load (kg)	Max die weight (kg)	D1	D2	A	B	C	L	S	R
B02.06.20	500	1000	20	M20	22	34	6,5	80	30	38
B02.06.25	1000	2000	25	M24	25	38	8	93	36	42
B02.06.32	1500	3000	32	M30	32	45	10	110	41	50
B02.06.40	2500	5000	40	M36	40	56	12	132	50	57

OMCR

LIFTING PIN VDI 3366
TRAGBOLZEN MIT FALLRINGSICHERUNG VDI 3366
PERNO DI SOLLEVAMENTO VDI 3366

Respect the max load
Maximale Nutzlast beachten
Rispettare il carico Max

WARNING - ACHTUNG - ATTENZIONE:
For safety reason, please consider always that the weight of the die has to be supported by just 2 lifting pins.

Aus Sicherheitsgründen stets berücksichtigen, dass zwei Tragbolzen das gesamte Werkzeuggewicht tragen müssen.

Per ragioni di sicurezza, considerare sempre che il peso dello stampo deve essere sopportato da 2 soli perni.

According - Nach - Secondo: VDI3366 ed. 03/1997

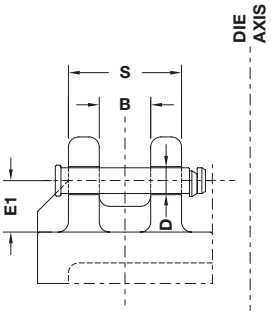

STOCK WEB CE WEB

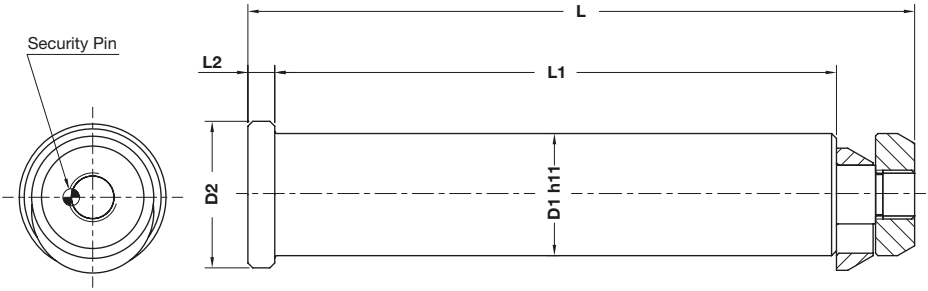

ORDER EXAMPLE	Art.	D1=76
	B02.10.	76

OMCR CODE	Max load (kg)	Max die weight (kg)	B	D	D1	D2	E1	L	L1	L2	S	Material
B02.10.32	3200	6400	60	34	32	40	63	175	145	10	140	CK45
B02.10.40	5000	10000	80	42	40	50	80	225	188	10	180	CK45
B02.10.50	8000	16000	100	52	50	60	100	273	230	11	220	CK45
B02.10.63	12500	25000	120	65	63	75	125	347	295	14	280	CK45
B02.10.76	31500	63000	140	78	76	95	160	422	360	15	340	42CrMo4 + QT

OMCR

LIFTING PIN VW/AUDI
TRAGBOLZEN MIT FALLRINGSICHERUNG UND FEDER NACH VW/AUDI-NORM
PERNO DI SOLLEVAMENTO VW/AUDI

Respect the max load
Maximale Nutzlast beachten
Rispettare il carico Max

WARNING - ACHTUNG - ATTENZIONE:
For safety reason, please consider always that the weight of the die has to be supported by just 2 lifting pins.

Aus Sicherheitsgründen stets berücksichtigen, dass zwei Tragbolzen das gesamte Werkzeuggewicht tragen müssen.

Per ragioni di sicurezza, considerare sempre che il peso dello stampo deve essere sopportato da 2 soli perni.

According - Nach - Secondo:
39D866 VW ed. 09/2011

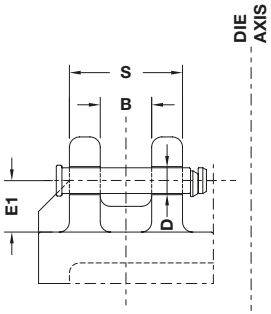

STOCK WEB CE WEB

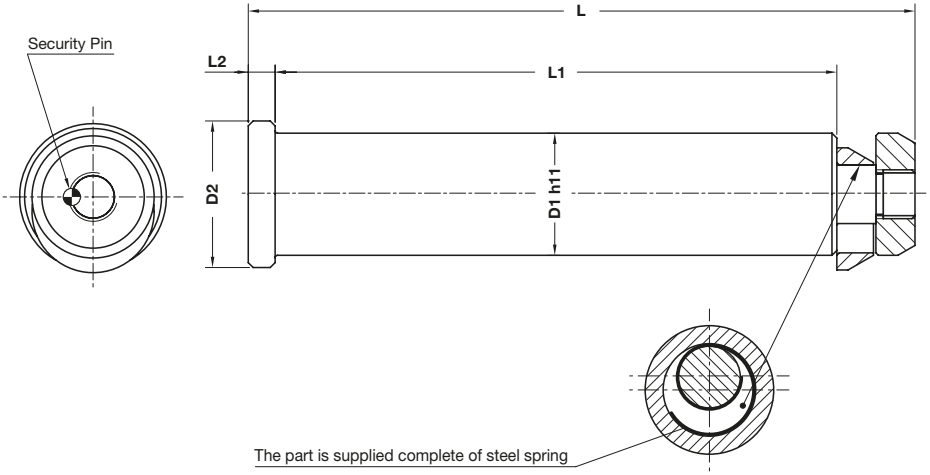

ORDER EXAMPLE	Art.	D1=76
	B02.11.	76

OMCR CODE	Max load (kg)	Max die weight (kg)	B	D	D1	D2	E1	L	L1	L2	S	Material
B02.11.32	3200	6400	60	34	32	40	63	175	145	10	140	CK45
B02.11.40	5000	10000	80	42	40	50	80	225	188	10	180	CK45
B02.11.50	8000	16000	100	52	50	60	100	273	230	11	220	CK45
B02.11.63	12500	25000	120	65	63	75	125	347	295	14	280	CK45
B02.11.76	31500	63000	140	78	76	95	160	422	360	15	340	42CrMo4 + QT

OMCR

LIFTING PIN MERCEDES-BENZ
TRAGBOLZEN MIT FALLRINGSICHERUNG UND FEDER NACH MERCEDES-BENZ NORM
PERNO DI SOLLEVAMENTO MERCEDES-BENZ

Respect the max load
Maximale Nutzlast beachten
Rispettare il carico Max

WARNING - ACHTUNG - ATTENZIONE:
For safety reason, please consider always that the weight of the die has to be supported by just 2 lifting pins.

Aus Sicherheitsgründen stets berücksichtigen, dass zwei Tragbolzen das gesamte Werkzeuggewicht tragen müssen.

Per ragioni di sicurezza, considerare sempre che il peso dello stampo deve essere sopportato da 2 soli perni.

According - Nach - Secondo: VDI3366

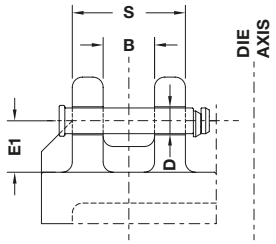

Notes

Material: 42CrMo4 + QT

STOCK WEB CE WEB

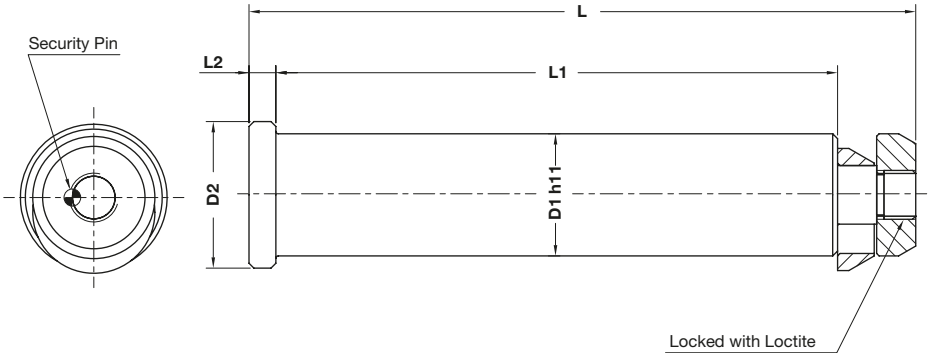

ORDER EXAMPLE	Art.	D1=76
	B02.12.	76

OMCR CODE	Max load (kg)	Max die weight (kg)	B	D	D1	D2	E1	L	L1	L2	S
B02.12.32	3200	6400	60	34	32	40	63	175	145	10	140
B02.12.40	5000	10000	80	42	40	50	80	225	188	10	180
B02.12.50	8000	16000	100	52	50	60	100	273	230	11	220
B02.12.63	12500	25000	120	65	63	75	125	347	295	14	280
B02.12.76	31500	63000	140	78	76	95	160	422	360	15	340

LIFTING PIN FCA
TRAGBOLZEN MIT FALLRINGSICHERUNG UND FEDER NACH FCA NORM
PERNO DI SOLLEVAMENTO FCA

Respect the max load
Maximale Nutzlast beachten
Rispettare il carico Max

WARNING - ACHTUNG - ATTENZIONE:
For safety reason, please consider always that the weight of the die has to be supported by just 2 lifting pins.

Aus Sicherheitsgründen stets berücksichtigen, dass zwei Tragbolzen das gesamte Werkzeuggewicht tragen müssen.

Per ragioni di sicurezza, considerare sempre che il peso dello stampo deve essere sopportato da 2 soli perni.

According - Nach - Secondo: 095.25.

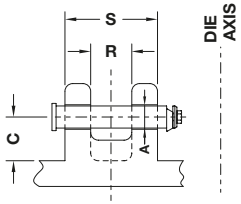

Notes

Material: CK45

STOCK WEB WEB

Only for replacement
Nur für Reparatur
Solo per riparazione

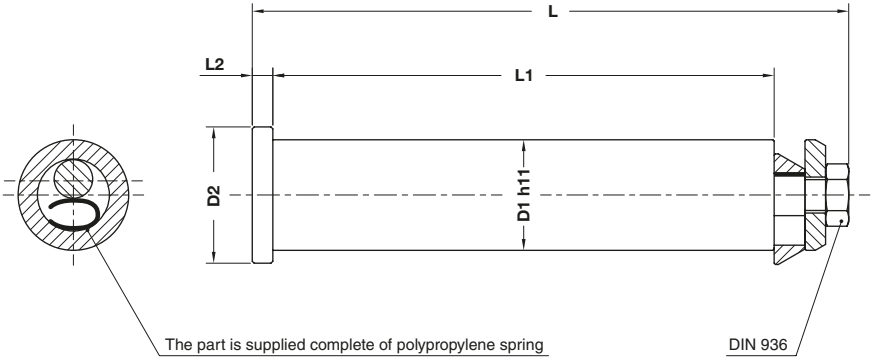

ORDER EXAMPLE

Art.	D1=53	Type
B02.15.	53	C

OMCR CODE	Max load (kg)	Max die weight (kg)	Type	A	C	D1	D2	L	L1	L2	R	S
B02.15.43	5000	10000	-	45	85	43	53	233	195	8	80	180
B02.15.53	8000	16000	-	55	105	53	65	282	235	10	100	220
B02.15.53C	8000	16000	C	55	75	53	65	227	180	10	65	165
B02.15.63	12000	24000	-	65	130	63	78	352,5	295	12	120	280
B02.15.63C	13000	26000	C	65	100	63	78	272,5	215	12	80	200
B02.15.78	30000	60000	-	81	150	78	95	421,5	355	14	140	340

OMCR

LIFTING PIN FCA
TRAGBOLZEN MIT FALLRINGSICHERUNG UND FEDER NACH FCA NORM
PERNO DI SOLLEVAMENTO FCA

Respect the max load
Maximale Nutzlast beachten
Rispettare il carico Max

WARNING - ACHTUNG - ATTENZIONE:
For safety reason, please consider always that the weight of the die has to be supported by just 2 lifting pins.

Aus Sicherheitsgründen stets berücksichtigen, dass zwei Tragbolzen das gesamte Werkzeuggewicht tragen müssen.

Per ragioni di sicurezza, considerare sempre che il peso dello stampo deve essere sopportato da 2 soli perni.

According - Nach - Secondo: 095.25.

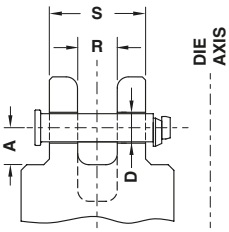



Notes

Material: 42CrMo4 + QT

STOCK WEB CE WEB

FORM A

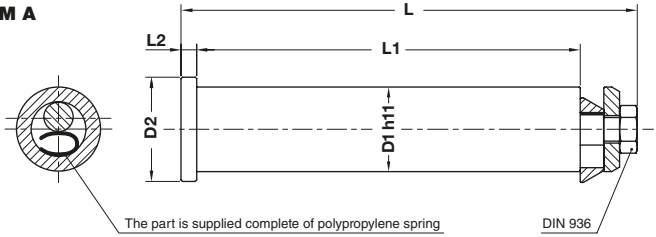

FORM B

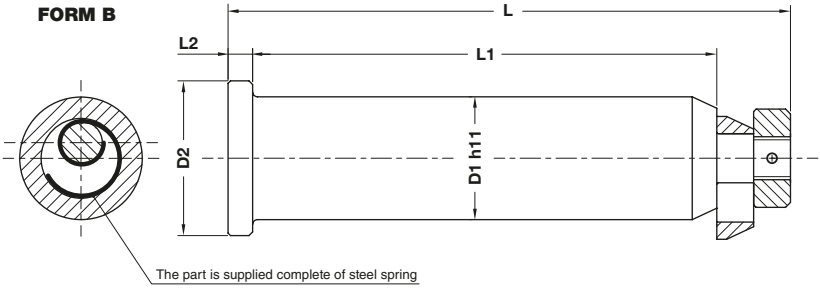

ORDER EXAMPLE

Art.	D1=50
B02.16.	50

OMCR CODE	Max load (kg)	Max die weight (kg)	A	D	D1	D2	L	L1	L2	R	S	FORM
B02.16.29	4000	8000	60	30	29	38	178.5	150	6	60	140	A
B02.16.33	7000	14000	65	35	33	43	200.5	170	6	60	160	A
B02.16.50	10000	20000	70	52	50	63	230	190	10	85	185	B
B02.16.63	20000	40000	100	65	63	76	320	280	10	110	270	B
B02.16.80	40000	80000	105	82	80	89	370	320	15	110	310	B

LIFTING PIN FORD
TRAGBOLZEN MIT FALLRINGSICHERUNG UND FEDER NACH FORD NORM
PERNO DI SOLLEVAMENTO FORD

Respect the max load
Maximale Nutzlast beachten
Rispettare il carico Max

WARNING - ACHTUNG - ATTENZIONE:
For safety reason, please consider always that the weight of the die has to be supported by just 2 lifting pins.

Aus Sicherheitsgründen stets berücksichtigen, dass zwei Tragbolzen das gesamte Werkzeuggewicht tragen müssen.

Per ragioni di sicurezza, considerare sempre che il peso dello stampo deve essere sopportato da 2 soli perni.

According - Nach - Secondo: W-DX 12-04

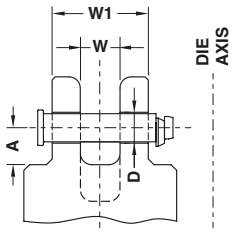



STOCK
WEB
WEB

Notes

Material: 42CrMo4 + QT

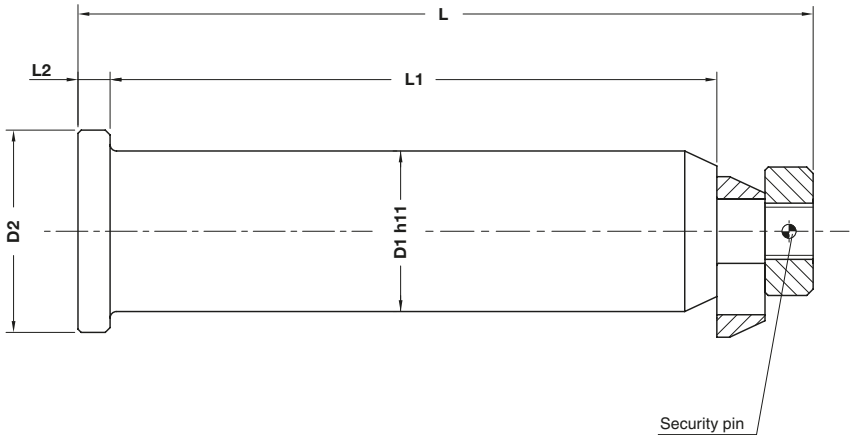

ORDER EXAMPLE	Art.	D1=50
	B02.22.	50

OMCR CODE	Max load (kg)	Max die weight (kg)	A	D	D1	D2	L	L1	L2	W	W1
B02.22.35	1500	3000	60	37	35	45	165	125	10	50	110
B02.22.50	5500	10050	130	52	50	63	230	190	10	70	170
B02.22.63	23000	45500	145	65	63	76	320	280	10	100	260
B02.22.80	30000	60000	145	82	80	89	370	320	15	100	300

OMCR

LIFTING PIN NISSAN
TRAGBOLZEN MIT FALLRINGSICHERUNG UND FEDER NACH NISSAN NORM
PERNO DI SOLLEVAMENTO NISSAN

Respect the max load
Maximale Nutzlast beachten
Rispettare il carico Max

WARNING - ACHTUNG - ATTENZIONE:
For safety reason, please consider always that the weight of the die has to be supported by just 2 lifting pins.

Aus Sicherheitsgründen stets berücksichtigen, dass zwei Tragbolzen das gesamte Werkzeuggewicht tragen müssen.

Per ragioni di sicurezza, considerare sempre che il peso dello stampo deve essere sopportato da 2 soli perni.

According - Nach - Secondo: K1140-40÷80

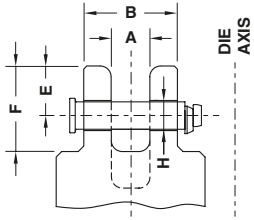



Notes

Material: 42CrMo4 + QT

STOCK WEB CE WEB

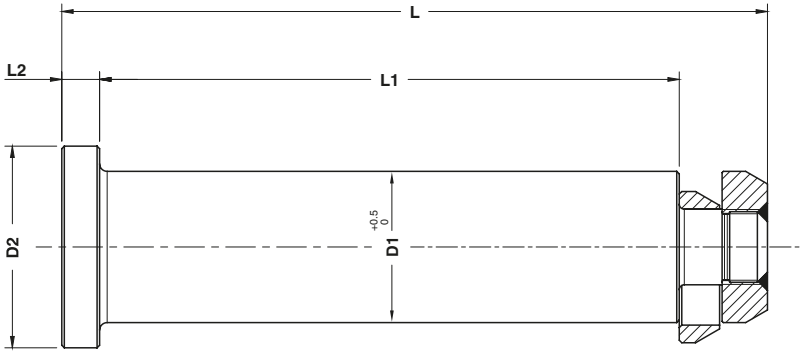

ORDER EXAMPLE	Art.	D1=50
	B02.23.	50

OMCR CODE	Max load (kg)	Max die weight (kg)	A	B	H	D1	D2	E	F	L	L1	L2
B02.23.40	2000	4000	50	150	41,5	40	60	50	110	210	160	15
B02.23.50	3000	6000	70	210	51,5	50	70	75	150	270	220	15
B02.23.60	5000	10000	80	220	61,5	60	80	100	195	280	230	15
B02.23.70	7500	15000	80	240	71,5	70	90	110	210	300	250	15
B02.23.80	17500	35000	90	290	82	80	100	120	230	350	300	15

LIFTING PIN OPEL-GM
TRAGBOLZEN MIT FALLRINGSICHERUNG UND FEDER NACH OPEL-GM NORM
PERNO DI SOLLEVAMENTO OPEL-GM

Respect the max load
Maximale Nutzlast beachten
Rispettare il carico Max

WARNING - ACHTUNG - ATTENZIONE:
For safety reason, please consider always that the weight of the die has to be supported by just 2 lifting pins.

Aus Sicherheitsgründen stets berücksichtigen, dass zwei Tragbolzen das gesamte Werkzeuggewicht tragen müssen.

Per ragioni di sicurezza, considerare sempre che il peso dello stampo deve essere sopportato da 2 soli perni.

According - Nach - Secondo: 15.30.00 ed. 05/2007

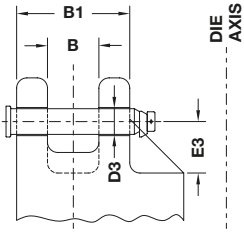

STOCK | WEB | WEB

Notes

Material: 42CrMo4 + QT

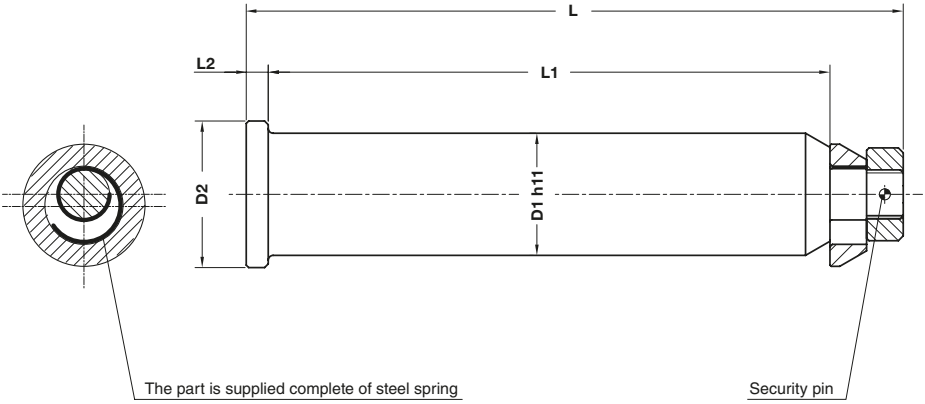

ORDER EXAMPLE	Art.	D1=80
	B02.26.	80

OMCR CODE	Max load (kg)	Max die weight (kg)	B	B1	D1	D2	D3	E3	L	L1	L2
B02.26.32	3400	6800	70	150	32	40	34	65	177	155	5
B02.26.40	5650	11300	80	180	40	50	42	85	220	188	7
B02.26.50	8950	17900	100	220	50	60	52	100	270	230	9
B02.26.63	14350	28700	120	280	63	75	65	125	342	295	16
B02.26.80	26700	53400	120	320	80	89	82	160	387	335	16

OMCR

LIFTING PIN PSA-RENAULT
TRAGBOLZEN MIT FALLRINGSICHERUNG UND FEDER NACH PSA-RENAULT NORM
PERNO DI SOLLEVAMENTO PSA-RENAULT

Respect the max load
Maximale Nutzlast beachten
Rispettare il carico Max

WARNING - ACHTUNG - ATTENZIONE:
For safety reason, please consider always that the weight of the die has to be supported by just 2 lifting pins.

Aus Sicherheitsgründen stets berücksichtigen, dass zwei Tragbolzen das gesamte Werkzeuggewicht tragen müssen.

Per ragioni di sicurezza, considerare sempre che il peso dello stampo deve essere sopportato da 2 soli perni.

According - Nach - Secondo:
EM24.50.400 ed. 07/2006
EM24.59.950 ed. 07/2006

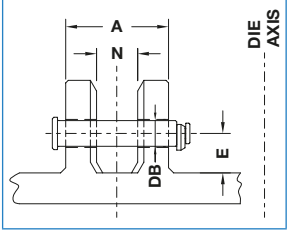

STOCK WEB CE WEB

Notes

Material: St52

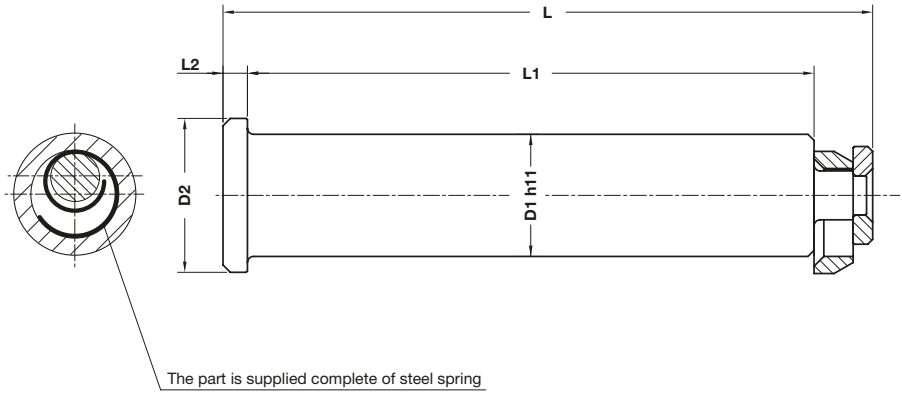

ORDER EXAMPLE	Art.	D1=50
	B02.30.	50

OMCR CODE	Max load (kg)	Max die weight (kg)	A	E	DB	D1	D2	L	L1	L2	N
B02.30.32	6000	12000	125	55	34	32	40	154	132	6	50
B02.30.40	9000	18000	160	70	42	40	50	197,5	170	8	65
B02.30.50	14000	28000	200	90	52	50	63	247,5	212	10	80
B02.30.63	22500	45000	250	100	65	63	80	309	265	12	100

LIFTING PIN VOLVO
TRAGBOLZEN MIT FALLRINGSICHERUNG UND FEDER NACH VOLVO NORM
PERNO DI SOLLEVAMENTO VOLVO

Respect the max load
Maximale Nutzlast beachten
Rispettare il carico Max

WARNING - ACHTUNG - ATTENZIONE:
For safety reason, please consider always that the weight of the die has to be supported by just 2 lifting pins.

Aus Sicherheitsgründen stets berücksichtigen, dass zwei Tragbolzen das gesamte Werkzeuggewicht tragen müssen.

Per ragioni di sicurezza, considerare sempre che il peso dello stampo deve essere sopportato da 2 soli perni.

According - Nach - Secondo:
BCD8271,81 01/2015

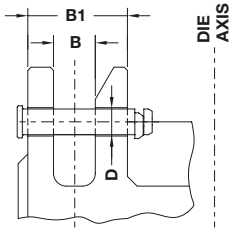

STOCK WEB WEB

Notes

Material: St52

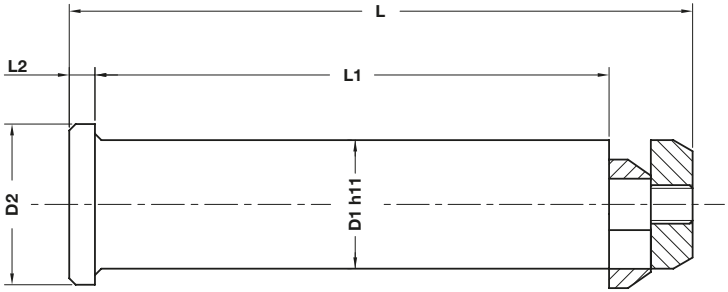

ORDER EXAMPLE

Art.	D1=63	Type
B02.35.	63	C

OMCR CODE	Max load (kg)	Max die weight (kg)	Type	A	B	B1	C	D	D1	D2	E	L	L1	L2
B02.35.40	2500	5000	-	40	65	155	50	42	40	50	100	195	160	8
B02.35.63C	8000	16000	C	60	100	220	60	65	63	75	125	285	230	14
B02.35.63	12000	24000	-	80	100	260	80	65	63	75	125	327	275	14
B02.35.80	20000	40000	-	100	120	320	100	82	80	95	180	402	340	15

B02.40

OMCR

REPLACEMENT LIFTING PIN FOR LIFTING BRACKET BMW
ERSATZTRAGBOLZEN FÜR TRAGWANGE BMW
PERNO DI RICAMBIO PER STAFFA DI SOLLEVAMENTO BMW

Respect the max load
Maximale Nutzlast beachten
Rispettare il carico Max

WARNING - ACHTUNG - ATTENZIONE:
For safety reason, please consider always that the weight of the die has to be supported by just 2 lifting pins.

Aus Sicherheitsgründen stets berücksichtigen, dass zwei Tragbolzen das gesamte Werkzeuggewicht tragen müssen.

Per ragioni di sicurezza, considerare sempre che il peso dello stampo deve essere sopportato da 2 soli perni.

According - Nach - Secondo: B01.20

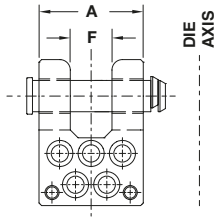



STOCK WEB WEB

Notes

Material:
See table - siehe Tabelle - vedi tabella

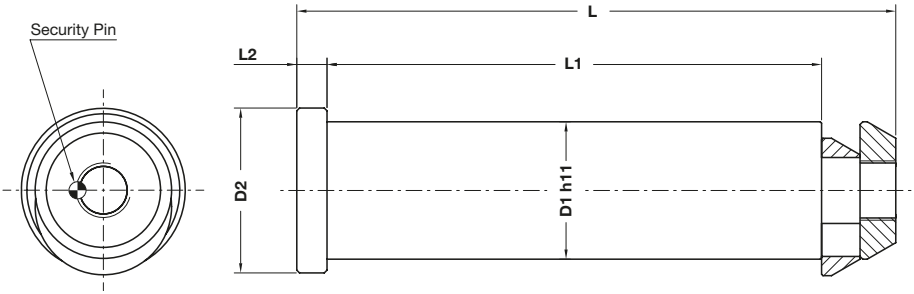

ORDER EXAMPLE	Art.	D1=80	Type
	B02.40.	80	A

OMCR CODE	Max load (kg)	Max die weight (kg)	Type	A	F	D1	D2	L	L1	L2	Material
B02.40.30	3200	6400	-	126	50	30	40	158	129	10	CK45
B02.40.40	5000	10000	-	150	60	40	50	187	155	10	CK45
B02.40.50	8000	16000	-	175	75	50	60	220	180	11	CK45
B02.40.60	12500	25000	-	200	80	60	70	246	205	11	CK45
B02.40.80	18000	36000	-	250	100	80	90	305	255	12	CK45
B02.40.80A	25000	50000	A	300	120	80	90	360	310	12	42CrMo4 + QT
B02.40.80B	31500	63000	B	345	135	80	90	405	355	22	42CrMo4 + QT

OMCR

REPLACEMENT LIFTING PIN FOR LIFTING BRACKET FCA
ERSATZTRAGBOLZEN FÜR TRAGWANGE FCA
PERNO DI RICAMBIO PER STAFFA DI SOLLEVAMENTO FCA

Respect the max load
Maximale Nutzlast beachten
Rispettare il carico Max

WARNING - ACHTUNG - ATTENZIONE:
For safety reason, please consider always that the weight of the die has to be supported by just 2 lifting pins.

Aus Sicherheitsgründen stets berücksichtigen, dass zwei Tragbolzen das gesamte Werkzeuggewicht tragen müssen.

Per ragioni di sicurezza, considerare sempre che il peso dello stampo deve essere sopportato da 2 soli perni.

According - Nach - Secondo: B01.15

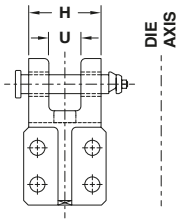

Notes

Material: CK45

STOCK WEB WEB

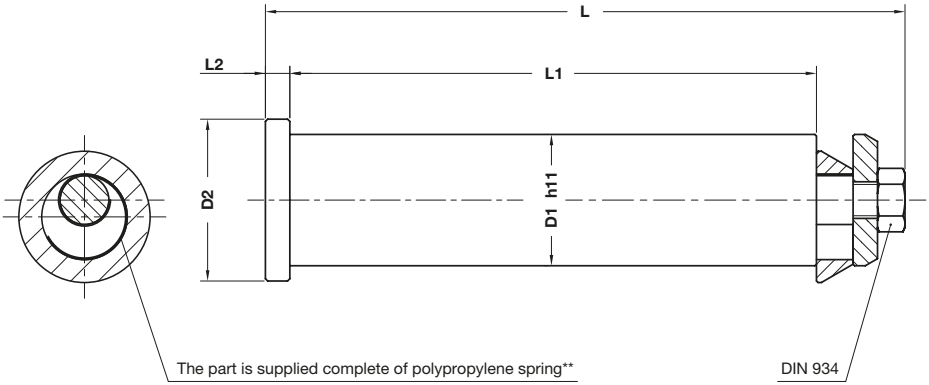

ORDER EXAMPLE	Art.	D1=60
	B02.42.	60

OMCR CODE	Max load (kg)	Max die weight (kg)	D1	D2	H	L	L1	L2	U
B02.42.15	600	1200	15,6	25	70	102,5	77	6	30
B02.42.20	1000	2000	20,6	30	79	113,5	86	6	35
B02.42.25	2000	4000	25,6	35	90	128,5	100	6	40
B02.42.33	4000	8000	33	43	125	166,5	135	6	55
B02.42.43	7000	14000	43	53	160	210,5	175	8	60

OMCR

REPLACEMENT LIFTING PIN FOR VW/AUDI LIFTING BRACKET
ERSATZTRAGBOLZEN FÜR TRAGWANGE VW/AUDI
PERNO DI RICAMBIO PER STAFFA DI SOLLEVAMENTO VW/AUDI

Respect the max load
Maximale Nutzlast beachten
Rispettare il carico Max

WARNING - ACHTUNG - ATTENZIONE:
For safety reason, please consider always that the weight of the die has to be supported by just 2 lifting pins.

Aus Sicherheitsgründen stets berücksichtigen, dass zwei Tragbolzen das gesamte Werkzeuggewicht tragen müssen.

Per ragioni di sicurezza, considerare sempre che il peso dello stampo deve essere sopportato da 2 soli perni.

According - Nach - Secondo: B01.24

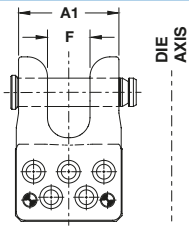

Notes

Material: CK45

STOCK WEB WEB

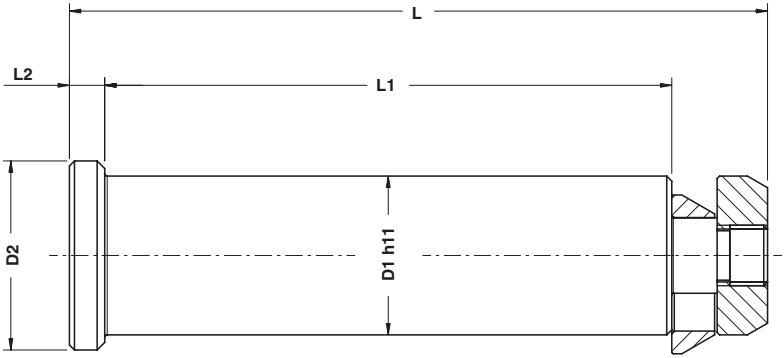

ORDER EXAMPLE

Art.	D1
B02.44.	63

OMCR CODE	Max load (kg)	Max die weight (kg)	A1	D1	D2	F	L	L1	L2
B02.44.50	8000	16000	177	50	60	75	221	182	11
B02.44.63	12500	25000	220	63	75	80	277	225	14

OMCR

REPLACEMENT LIFTING PIN FOR LIFTING BRACKET B01.35
ERSATZTRAGBOLZEN FÜR TRAGWANGE B01.35
PERNO DI RICAMBIO PER STAFFA DI SOLLEVAMENTO B01.35

Respect the max load
Maximale Nutzlast beachten
Rispettare il carico Max

WARNING - ACHTUNG - ATTENZIONE:
For safety reason, please consider always that the weight of the die has to be supported by just 2 lifting pins.

Aus Sicherheitsgründen stets berücksichtigen, dass zwei Tragbolzen das gesamte Werkzeuggewicht tragen müssen.

Per ragioni di sicurezza, considerare sempre che il peso dello stampo deve essere sopportato da 2 soli perni.

According - Nach - Secondo: B01.35

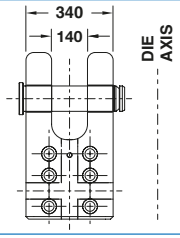

STOCK WEB CE WEB

Notes

Material: 42CrMo4 + QT

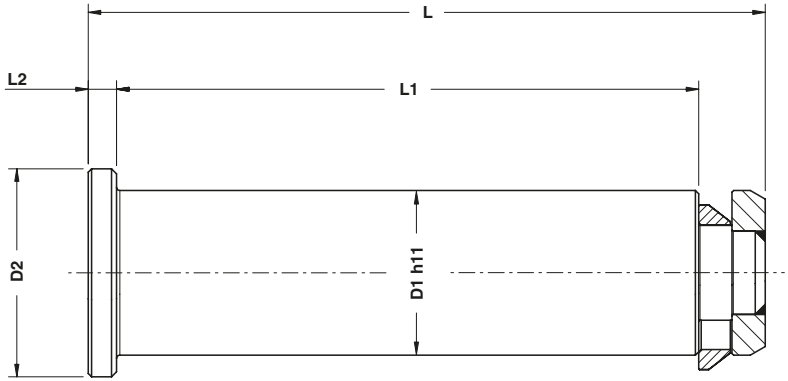

ORDER EXAMPLE	Art.	D1
	B02.45.	100

OMCR CODE	Max load (kg)	Max die weight (kg)	D1	D2	L	L1	L2
B02.45.100	42500	85000	99	125	407	350	17

OMCR

BUSH FOR LIFTING PIN VDI-BAK
BUCHSE FÜR TRAGBOLZEN VDI-BAK
BOCCOLA PER PERNO DI SOLLEVAMENTO VDI-BAK

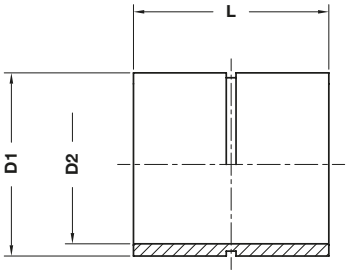

FORM A

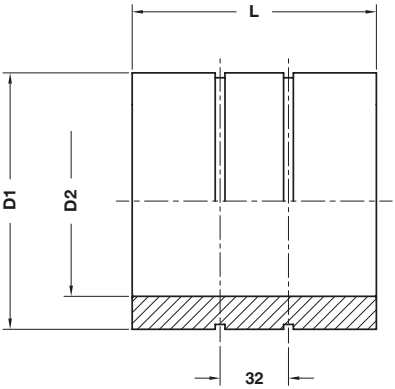

FORM B



STOCK

WEB

Application Example

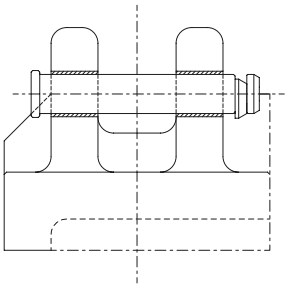

Notes

Material: St35

Lifting Elements

ORDER EXAMPLE	Art.	D1	D2	L
	B08.11.	044	34	040

OMCR CODE	D1	D2	L	FORM
B08.11.04434040	44	34	40	A
B08.11.05242050	52	42	50	A
B08.11.06252060	62	52	60	A
B08.11.07565080	75	65	80	A
B08.11.10078100	100	78	100	B
B08.11.10578100	105	78	100	B

OMCR

THREADED STEEL INSERT
GEWINDEEINSATZ AUS STAHL
INSERTO FILETTATO IN ACCIAIO

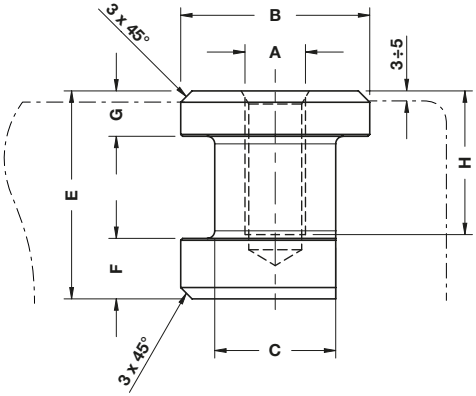

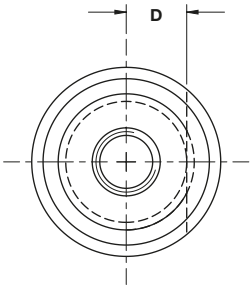

Inserts are to be used in cast iron die only (do not use in cast steel).

STOCK WEB

Application Example

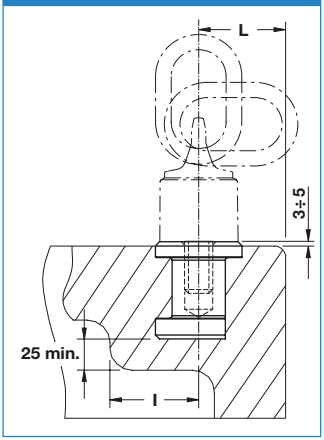

Notes

Material: 42CrMo4 + QT

ORDER EXAMPLE	Art.	A
	B08.20.	M20

OMCR CODE	Max load 1 point (kg)	Max load 2÷4 point (kg)	A	B	C	D	E	F	G	H	I	L
B08.20.M16	1000	2000	M16	50	32	16	55	16	12	42	60	60
B08.20.M20	2100	4200	M20	65	36	18	65	16	12	47	70	70
B08.20.M24	3000	6000	M24	65	40	20	75	16	12	57	80	80
B08.20.M30	5000	10000	M30	85	60	30	90	20	20	67	100	100
B08.20.M36	6500	13000	M36	107	80	40	100	22	22	77	110	110
B08.20.M42	7200	14400	M42	107	80	40	130	25	25	95	120	120
B08.20.M48	8000	16000	M48	107	80	40	150	30	30	110	130	130

ROPE SAFETY STOP OPENING KEY
SCHLÜSSEL FÜR SEILSICHERUNG
CHIAVE PER APERTURA SICUREZZA FERMAFUNE

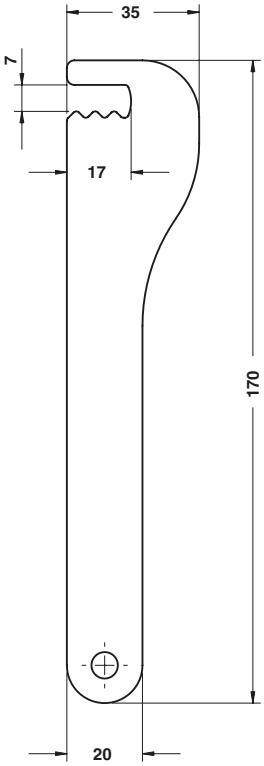

STOCK WEB

Application Example

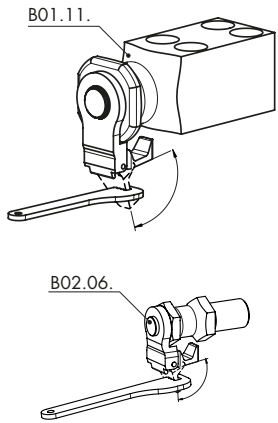

Notes

Material: CK45

To use for B01.11. - B02.06.

ORDER EXAMPLE

Art.
B09.10.01

OMCR CODE
B09.10.01